



Welding, Fabrication and Repair

Crook County High School

Career and Technical Education Department

Dan McNary – Instructor

Phone: 541-416-6900 x 3151

dan.mcnaary@g.crookcountyschools.org

Course Description:

A beginning level course designed to give students basic skills in Oxy-Acetylene, Shielded Metal Arc, Metal Inert Gas and Gas Tungsten Arc welding as well as Oxy-Acetylene and Plasma Cutting.

Grade Level: 9-12

Length of Course: Semester

Meets Graduation Requirement in: AA, CTE, EL

Credit = .5

Course Goal:

By the end of the semester, 100% of students will meet or exceed subject level learning standards in the Welding, Fabrication and Repair course as measured by a score of 70% or better on the course final exam.

Grading

Students will receive a grade weighted 90% on assessments and 10% on classroom work. Student will be graded on their own work towards meeting the standards in the Agricultural Program. All group work will be graded based on the individual contributions to the project



The grading scale will be as follows:

A = 90-100% B = 80-89%
 C = 70-79% D = 60-69%
 F = 0-59%

HAVE SOME P.R.I.D.E.

- P**articipate in classroom and school activities.
- Have **R**espect for staff, students, guests and property.
- Show **I**ntegrity in all that you do.
- Accept **D**iversity in our students, staff and community.
- Strive for **E**xcellence in all that you do.




Learning Standards:

AG 02.01 – Use Oral and written communication in creating, expressing and interpreting agricultural information including technical terminology.
AG 03.01 – Solve agricultural problems using critical thinking skills.
AG 04.01 – Use information technology tools to access, manage, integrate create and communicate agricultural information.
AG 07.01 – Use leadership skills in collaborating with others to accomplish agriculture related organizational goals and objectives.
AG 08.01 – Know and understand the importance of professional ethics and legal responsibilities in agricultural careers.
AG 09.01 – Know and understand the importance of employability skills for agricultural careers.
AG 10.01 – Use tools, equipment, machinery and technology to work in areas related to agriculture.
PST 02. – Plan, operate, maintain and troubleshoot mechanical equipment, structures, biological systems, land treatment, power and technology.
PST 03. – Service and repair mechanical equipment and power systems.
PST 04. – Plan, build and maintain agricultural structures.
PST 05. – Apply technology principles in the use of agricultural systems.
WR-TS 2a-f – Write informative/explanatory texts, including the narration of historical events, scientific procedures/experiments, or technical processes.

Critical Content:

The Students Will Be Able To:

- I. Identify and utilize safe practices in metal working.
- II. Set up and use an oxy-acetylene welder.
- III. Set up and use an electric Arc welder.
- IV. Set up and use a MIG welder.
- V. Set up and use a TIG welder.
- VI. Weld stringer bead pads, butt welds, lap welds, T welds, and make cuts in the horizontal, vertical and overhead positions.
- VII. Utilize the Plasma Cam Machine to design and cut out metal art pieces.
- VIII. Construct small metal art piece.
- IX. Identify various careers in welding and fabrication.

<p align="center"><u>Needed Materials</u></p> <ul style="list-style-type: none"> - Spiral Notebook - 3 Ring Binder (Section of a binder will be adequate) - Chrome - Colored Pencils/markers 	<p align="center"><u>Notification of the Right to Object to the Use of Materials</u></p> <p>Any resident of the district may raise objection to instructional materials used in the district's educational program despite the fact that the individuals selecting such materials were duly qualified to make the selection and followed the proper procedure and observed the criteria for selecting such material.</p> <p>The first step in expressing objection is consultation with the classroom teacher or library staff and providing a brief written complaint. The staff member receiving a complaint regarding instructional materials shall try to resolve the issue informally through the discussion of the original assignment or the opportunity for an alternative assignment.</p> <p>If not satisfied with the initial explanation or an alternative assignment, the person raising the questions will meet with a building administrator who, if unable to resolve the complaint, will provide a Request for Reconsideration form which will be given to the superintendent for action.</p>
<p align="center"><u>Needed Tech Info</u></p> <p>Google Classroom Code 3rd Period – aiv11rl 5th Period – owsyo3y</p> <p>The AET Login www.theaet.com username: FirstInitialLastName Initial Password is the same</p>	
<p align="center"><u>Make-Up Work Policy</u></p> <p>A student may retake any assessment a maximum of two times. Students will be allowed to make up an assessment within a three-week timeframe beginning when the original assessment is given. Students may be given additional work, required ELO time and/or student lunch tutoring prior to the exam retake(s). The retake exam may also be different, and more rigorous, than the original.</p>	<p align="center"><u>Late Work Policy</u></p> <p>Work is due at the beginning of the class period following the day that it was assigned unless otherwise stated by the instructor. All late work will receive a 10% deduction when graded for each day that it is late after the due date. Work that is ten or more days late will receive a 0% and will not be allowed to be made up after the midterm. The exception to this will be on student support days at the midterm. Students who come to the student support day will be allowed to make up work that they are missing.</p>
<p align="center"><u>Extra Credit Policy</u></p> <p>Extra Credit will be assigned in limited situations. Students will not be given extra credit opportunities to make up for missing work.</p> <p align="center"><i>Extra!</i></p>	<p align="center"><u>Extra Learning Opportunity (ELO)</u></p> <p>Students who are not earning an A, B, or C in Introduction to Agricultural Science may be required to come to ELO time for additional assistance or to complete make up work. The teacher will notify the student when they are required to attend.</p> <p>The student may also be <u>required</u> to attend a specific make up day during parent/teacher conferences to complete missed work.</p>
<p align="center"><u>Crook County FFA Chapter</u></p>  <p>The CCFFA is an affiliated member of the Oregon FFA Association and the National FFA Organization. As such, each student enrolled in the AST program is an FFA member. This provides ALL students with the opportunity to participate in the FFA activities that they wish to during the school year. There is no associated membership cost to any student, with the exception of the cost associated with official dress for those that choose to participate in our FFA program of activities.</p> <p>The FFA is an essential part of the Agricultural Education Model and all students benefit from it in the classroom. I would encourage all students to explore the opportunities available in the FFA. To see what we do, like our Facebook page or schedule a time to talk to Mr. McNary.</p>	<p align="center">We </p> <p align="center">Are</p> <p align="center"> CC!</p>